

UNIDAD 1a

¡BIENVENIDOS!

El paquete de tarea

Nombre: _____

Base: _____

Clase: _____

A. Vocabulario: Write the number word in Spanish, then write the numeral.

cero	<u>cero 0</u>		
uno	_____	once	_____
dos	_____	doce	_____
tres	_____	trece	_____
cuatro	_____	catorce	_____
cinco	_____	quince	_____
seis	_____	dieciséis	_____
siete	_____	diecisiete	_____
ocho	_____	dieciocho	_____
nueve	_____	diecinueve	_____
diez	_____	veinte	_____

B. Write the missing number word in Spanish, in each sequence.

1. uno, _____, tres, cuatro
2. doce, _____, dieciséis, dieciocho
3. veinte, quince, _____, cinco
4. nueve, doce, quince, _____
5. once, _____, quince, diecisiete, diecinueve
6. cero, _____, ocho, doce, dieciséis
7. _____, ocho, seis, cuatro, dos

C. Write the missing vowels.

c_r_ _n_ d_s tr_s c__tr_
c_nc_ s__s s__t_ _ch_ n__v_
d__z __nc_ d_c_ tr_c_ c__t_rc_
q__nc_ d__c_s__s d__c_s__t_
d__c__ch_ d__c_n__v_ v__nt_

D. Write the Spanish number word.

18 _____	12 _____
15 _____	20 _____
3 _____	16 _____
10 _____	8 _____
17 _____	1 _____
4 _____	13 _____
6 _____	2 _____
19 _____	5 _____
0 _____	15 _____
9 _____	7 _____
11 _____	14 _____

tarea: los números 0 - 20


Escriban los números en español.

1. 9 _____
2. 19 _____
3. 10 _____
4. 5 _____
5. 7 _____
6. 2 _____
7. 17 _____
8. 6 _____
9. 12 _____
10. 1 _____
11. 18 _____
12. 15 _____


¿Qué número es?

- | | |
|---------------------|----------------------|
| 13. siete _____ | 19. cuatro _____ |
| 14. veinte _____ | 20. diecinueve _____ |
| 15. catorce _____ | 21. trece _____ |
| 16. ocho _____ | 22. dos _____ |
| 17. once _____ | 23. doce _____ |
| 18. dieciséis _____ | 24. cero _____ |


los colores: color in each circle.




blanco




negro




gris




verde




verde claro




azul




amarillo




anaranjado



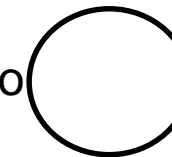
morado




azul claro




verde oscuro




rojo



azul oscuro



café/pardo



rosado

Respond to the following questions in Spanish.

¿Qué color prefieres? _____

¿Prefieres rojo o verde? _____

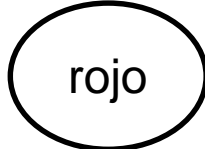


¿Prefieres negro o café? _____




los colores

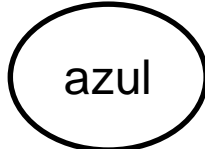
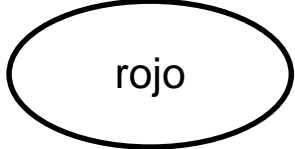

Color in EVERY circle with colored pencil. On the blank, write the color, in Spanish, that results when the two other colors are combined.

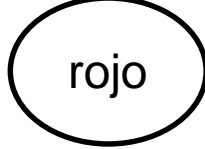


• ¿Qué color es?

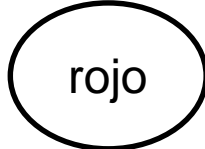


ejemplo:  +  =  violeta




 +  =  _____

 +  =  _____

 +  =  _____

 +  =  _____

 +  =  _____

 +  =  _____

Match the English meaning with the Spanish word.

- | | |
|------------------------|------------------|
| 1. _____ el papel | A. the school |
| 2. _____ el lápiz | B. the student |
| 3. _____ la carpeta | C. the pen |
| 4. _____ el cuaderno | D. the partner |
| 5. _____ la tarea | E. the professor |
| 6. _____ el estudiante | F. the agenda |
| 7. _____ la profesora | G. the pencil |
| 8. _____ la pluma | H. the homework |
| 9. _____ la agenda | I. the binder |
| 10. _____ el compañero | J. the paper |
| 11. _____ la escuela | K. the folder |
| 12. _____ el bolígrafo | |

Spell the following words out loud using the SPANISH alphabet. Then practice pronouncing the words *out loud*. Remember to pay special attention to the vowels. Have fun!

Argentina

Gerardo

jamón

bien

Humberto

Honduras

gracias

seis

hoja

ella

México

diez

Usted

Colombia

Tarea: ¿Dónde está?

I. Fill in the chart. Write the English meaning and then write the Spanish word or phrase two times. Be neat!!





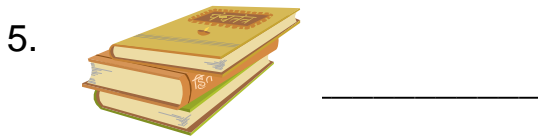


Spanish	English Meaning	Spanish	Spanish
allí			
dónde			
a la derecha			
el lápiz			
aquí			
Está aquí.			
a la izquierda			
el papel			
¿Dónde está?			

II. Fill in the missing word(s). Refer to your notes!

- ¿_____ está el baño? *Where is the bathroom?*
- La oficina _____ a la derecha. *The office is to the right.*
- El cuaderno está _____. *The notebook is there.*
- _____ aquí. *It's here.*
- ¿Dónde está _____? *Where is my book?*
- El armario está _____ . *The locker is to the left.*
- ¿_____ mi papel? *Where is my paper?*
- El teléfono está _____. *The telephone is here.*
- La ventana _____ a la izquierda. *The window is to the left.*

Write the direction that would be given next to the picture.

word bank: *Silencio, Levántense, Escuchen, Saquen el papel, Siéntense, Abran los libros, Miren, Dibujen, Cierren los libros, Pongan, Escriban*



I. Fill in the chart. Write the English meaning and then write the Spanish word or phrase two times. Be neat!!

Spanish	English Meaning	Spanish	Spanish
Sé.			
Entiendo.			
No sé.			
No entiendo.			
más despacio			

Write how to ask "where is...?"

Ejemplo: the cafeteria? ¿Dónde está la cafeteria?

1. the bathroom? _____

2. the office? _____

3. the pencil sharpener? _____

4. the garbage can (*el basurero*)? _____

5. the water fountain (*la fuente*)? _____

6. the nurse's office? _____

7. your (tu) locker? _____

8. my book? _____

9. my pencil? _____

10. the teacher (F)? _____

¿Dónde está...?

Banco

está a la derecha, está a la izquierda, está aquí, está allí



Ejemplo: The bathroom is to the right of the office.
el baño: El baño está a la derecha de la oficina.

1. The pencil sharpener is there.
el sacapuntas: _____
2. The nurse's office is to the right of the bathroom.
la oficina de la enfermera: _____
3. The locker is to the left of the water fountain (*la fuente*).
el armario: _____
4. The office is here.
la oficina: _____
5. The bathroom is there, to the right.
los servicios: _____
6. The water fountain is here, to the left.
la fuente (fountain): _____

Write complete sentences, in SPANISH, requesting permission from the teacher. Use each picture for clues.

Refer to your notes!!

1.



2.



3.



4.



5.



6.